

SERVICE NOTE

Adjusting and Using Safety Belts

September 6, 2024

Subject :

Checking the adjustment and correct use of the components of the safety belts.

Models concerned : All trike models.

DESCRIPTION of the PROBLEM :

Seat belts are one of the most essential safety features. We have observed potential for misuse of the seat belt system.

REQUIRED ACTION :

1st : Checking the assembly and positioning of the components of the safety belts:


- The lap seat belts are fitted to the trikes in the factory. They are pre-adjusted in position. This assembly must imperatively respect the following points:

- 1- The seat belt buckle reference R071011 must be positioned on the left side of the pilot and on the right side of the passenger, as close as possible to the side panels of the seat backs. The belt closing plate reference: R071014 must be positioned on the right side of the pilot and on the left side of the passenger. It is fitted on the longest strap because it goes around the belly of the pilot or passenger to attach to the buckle part of the belt. Adjustments must be made on the R071014 closing plate side.

Pilot seat



Passenger seat



Pilot seat




Passenger seat



- 2- The passage of the waist strap through the buckle and the belt plate must follow the path highlighted in the following images. A plastic loop with a central bar, reference: P314010, must be positioned on the belt strap upstream of the buckle and the closing plate. **This loop must be crossed by the strap, on the way upstream of the buckle or plate and on the way back.** The loop allows the position of the buckle or plate to be maintained. It is essential for the safety of the assembly and allows optimum operation.

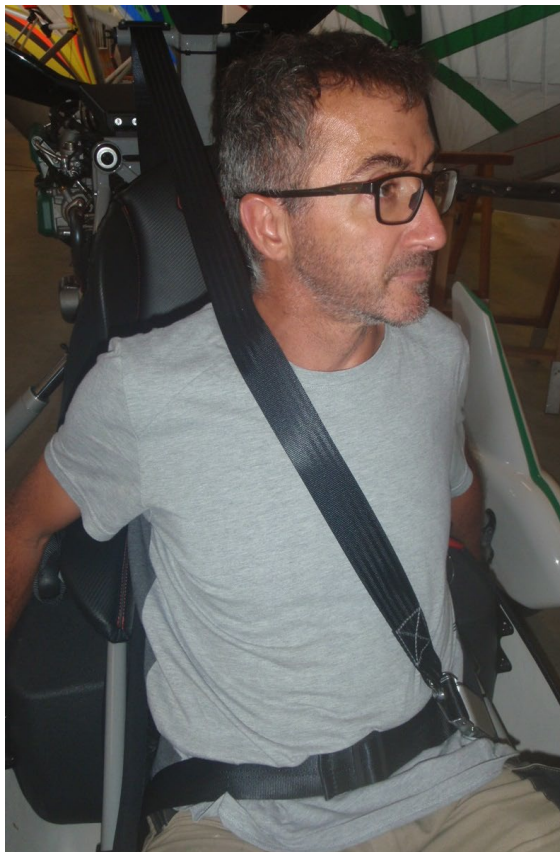




- 3- A 3-point retractable shoulder belt completes this ventral support. **It is not optional but mandatory.** The 3-point reel buckle at the end of the strap attaches to a lug on the lap belt closure plate (R071014). For this safety system to be fully operational, it is mandatory that the 3-point reel strap passes diagonally across the torso, running, for the pilot position, from the right shoulder to the left hip and for the passenger position, from the left shoulder to the right hip. This allows for effective support of the body in the frame of the trike. This crossing obligation justifies the eccentric positioning of the lap belt buckle (R071011).

Pilot seat

Passenger seat





2nd : USE OF THE SAFETY BELTS :

- The positioning of the belt buckles is preset at the factory. The length adjustment must be done for each pilot and each passenger before each flight according to the corpulence of the occupants.
- **The seat belt system installed on trikes is not optional, it is an integral part of the elements making up the survival frame of your trike. It is therefore mandatory to check it before each flight and adjust the settings so that safety on board is optimal for the pilot and the passenger.**